

2014 ITC Men's Team



Oil Pattern Distance: 36 Feet	Reverse Brush Drop: 34 Feet	Oil Per Board: 50 uL
Forward Oil Total: 16.65 mL	Reverse Oil Total: 12.08 mL	Volume Oil Total: 28.73 mL
Forward Boards Crossed: 370 Boards	Reverse Boards Crossed: 302 Boards	Total Boards Crossed: 672 Boards

Start	Stop	Loads	Mics	Speed	Crossed	Start	End	Feet	T.Oil
1	2L 2R	10	45	26	370	0.0	33.1	33.1	18500
2	2L 2R	0	45	26	0	33.1	36.0	2.9	0

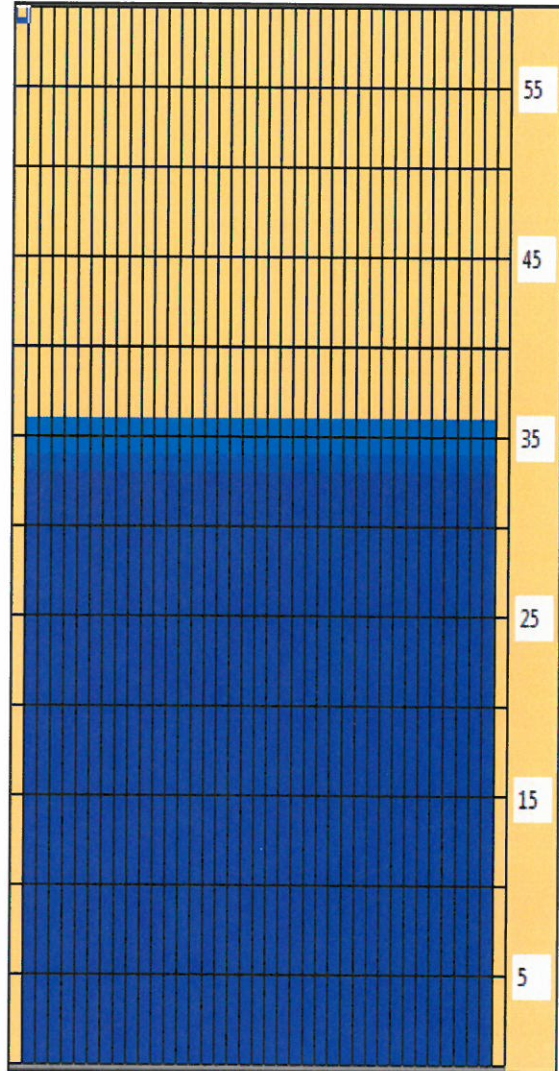
Forward Reverse More

Start	Stop	Loads	Mics	Speed	Crossed	Start	End	Feet	T.Oil
1	2L 2R	0	40	30	0	36.0	34.0	-2.0	0
2	2L 2R	2	40	10	74	34.0	31.2	-2.8	3700
3	11L 11R	2	40	22	38	31.2	25.0	-6.2	1900
4	6L 8R	2	40	22	54	25.0	18.8	-6.2	2700
6	4L 6R	2	40	18	62	18.8	13.7	-5.1	3100
6	2L 2R	2	40	18	74	13.7	8.6	-5.1	3700
7	2L 2R	0	40	10	0	8.6	0.0	-8.6	0

Forward Reverse More

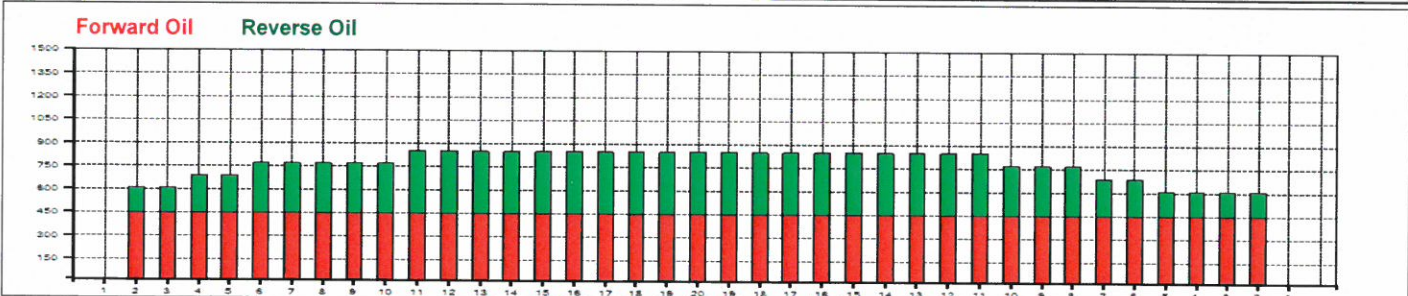
Conditioner:
Type In or Select One

- Forward
- Reverse
- Combined
- Buff



NOTES: Forward Stream 2 = Buff Speed 1
All other streams = Buff Speed 3

Item	3L-7L:18L-18R	8L-12L:18L-18R	13L-17L:18L-18R	18L-18R:17R-13R	18L-18R:12R-8R	18L-18R:7R-3R
Description	Outside Track:Middle	Middle Track:Middle	Inside Track:Middle	Middle:Inside Track	Middle:Middle Track	Middle:Outside Track
Track Zone Ratio	1.2	1.06	1	1	1.06	1.32

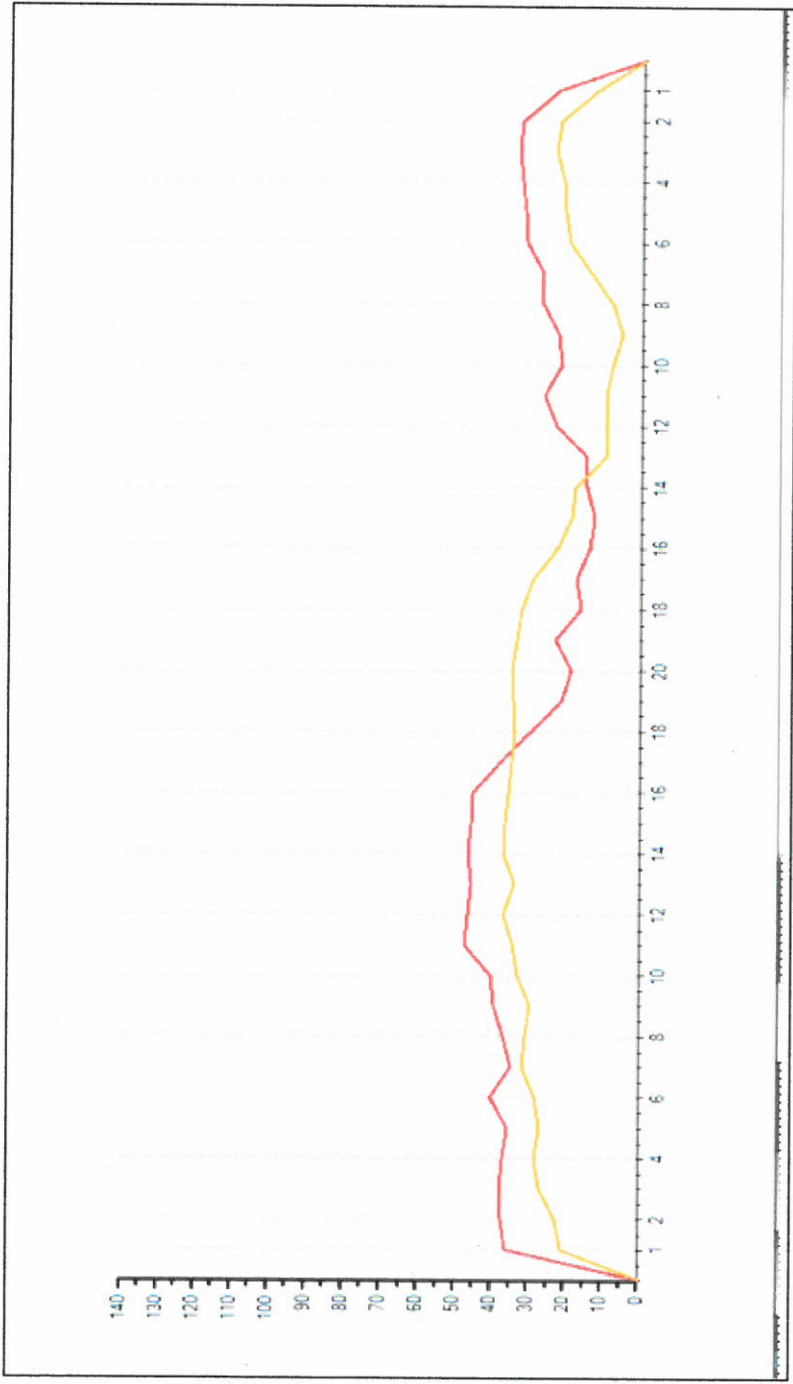




Lane Tape Data

CenterName LaneNumber TapeDate Distance LaneUsage Memo

RSCC	38	4/18/2014	22	0	4-16-14 Mens after M1
RSCC	38	4/18/2014	34	0	4-16-14 Mens after M1



	22 ft.	34 ft.	2	3	4	5	6	7	8
L1	35.3	21							
L2	37.1	22.4							
L3	37.7	27.1							
L4	36.7	28.3							
L5	35.7	26.7							
L6	40.2	28.3							
L7	34.7	31.7							
L8	37	30.9							
L9	39.6	29.4							
L10	40.5	32.7							
L11	47.4	34							
L12	45.3	36.9							
L13	45.3	33.9							
L14	46.2	36.6							
L15	45.6	36.6							
L16	45.3	35.7							
L17	37.9	34.5							
L18	29.4	33.9							
L19	21.2	34.2							
C20	18.7	34.7							
R19	23	33.3							
R18	16.1	32.2							
R17	17.4	29.1							
R16	13.7	22.5							
R15	12.8	19.7							
R14	14.9	17.9							
R13	14.7	9.9							
R12	23.2	9.3							
R11	26.5	9.6							
R10	21.7	7.6							
R9	22.5	5.1							
R8	27.1	8							
R7	26.7	13.6							
R6	31.3	19.7							
R5	31.6	20.9							
R4	32.4	21.3							
R3	33.2	23.2							
R2	32.7	22.3							
R1	22.4	12							

Men's Team
After
Qualifying
Wednesday

Men's Team
 Before
 Thursday



USBC Sport Bowling Calculations

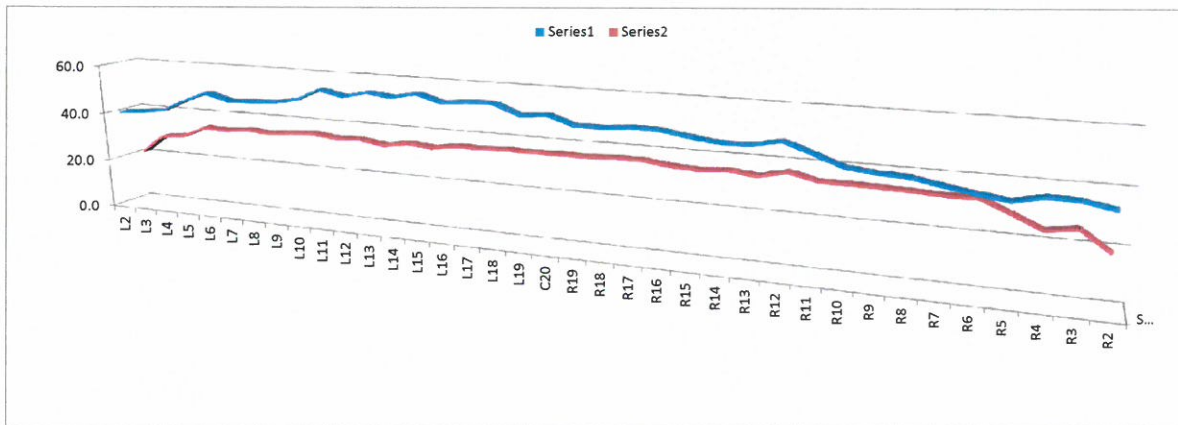
Center; RSCC Country
 Lane 38 Tournament
 Pattern Name Date
 Pattern Distance

Board	22	34
L2	40.4	21.2
L3	41.3	28.5
L4	42.5	29.5
L5	47.0	33.8
L6	51.0	33.4
L7	48.5	34.5
L8	48.8	33.6
L9	49.3	34.7
L10	51.1	35.1
L11	55.8	34.1
L12	53.7	34.6
L13	56.1	33.0
L14	54.8	34.6
L15	56.9	33.7
L16	54.1	35.2
L17	55.2	35.0
L18	55.4	35.5
L19	51.5	35.4
C20	52.5	35.5
R19	49.2	35.4
R18	49.4	36.0
R17	50.3	36.0
R16	50.1	34.7
R15	48.4	34.2
R14	47.2	35.0
R13	47.4	33.7
R12	49.6	36.2
R11	45.9	33.8
R10	42.1	33.7
R9	41.1	33.5
R8	40.6	33.3
R7	38.6	32.7
R6	37.0	32.9
R5	35.6	28.7
R4	38.0	23.9
R3	37.7	25.6
R2	35.7	18.4

3:1 Ratio USBC Sport Bowling Pattern Calculations		
At 22 Feet (Two Tapes)		
Right =	37.4	R ratio = 1.3
Left =	46.1	L ratio = 1.1
Center =	51.6	
At 2 Feet Before End of Pattern		
Right =	28.8	R ratio = 1.2
Left =	31.9	L ratio = 1.1
Center =	35.6	
Minimum and Maximum Units		
	22 Feet	2 Feet <
Rmax	50.3	36.2
Rmin	40.6	33.3
Lmax	56.9	35.2
Lmin	48.8	33.0
Minimum and Maximum Transitions		
	22 Feet	2 Feet <
Right	26.2	20.1
Left	32.3	22.3
Center	67.1	46.2
Compliances		
	22 Feet	2 Feet <
Ratio-Right	YES	YES
Ratio-Left	YES	YES
Rmin	YES	YES
Rmax	YES	YES
Lmin	YES	YES
Lmax	YES	YES
10 < R > 80	YES	n/a
10 < L > 80	YES	n/a
>10 & 3 Units	35.6	18.4
		YES

- Are both the Right and Left Ratios for all required tape distances in compliance of the Sport Bowling pattern requirements? **YES**
- Are both the Right and Left Maximums for all required tape distances in compliance of the Sport Bowling pattern requirements? **YES**
- Are both the Right and Left Minimums for all required tape distances in compliance of the Sport Bowling pattern requirements? **YES**

This Sport Bowling pattern IS COMPLIANT



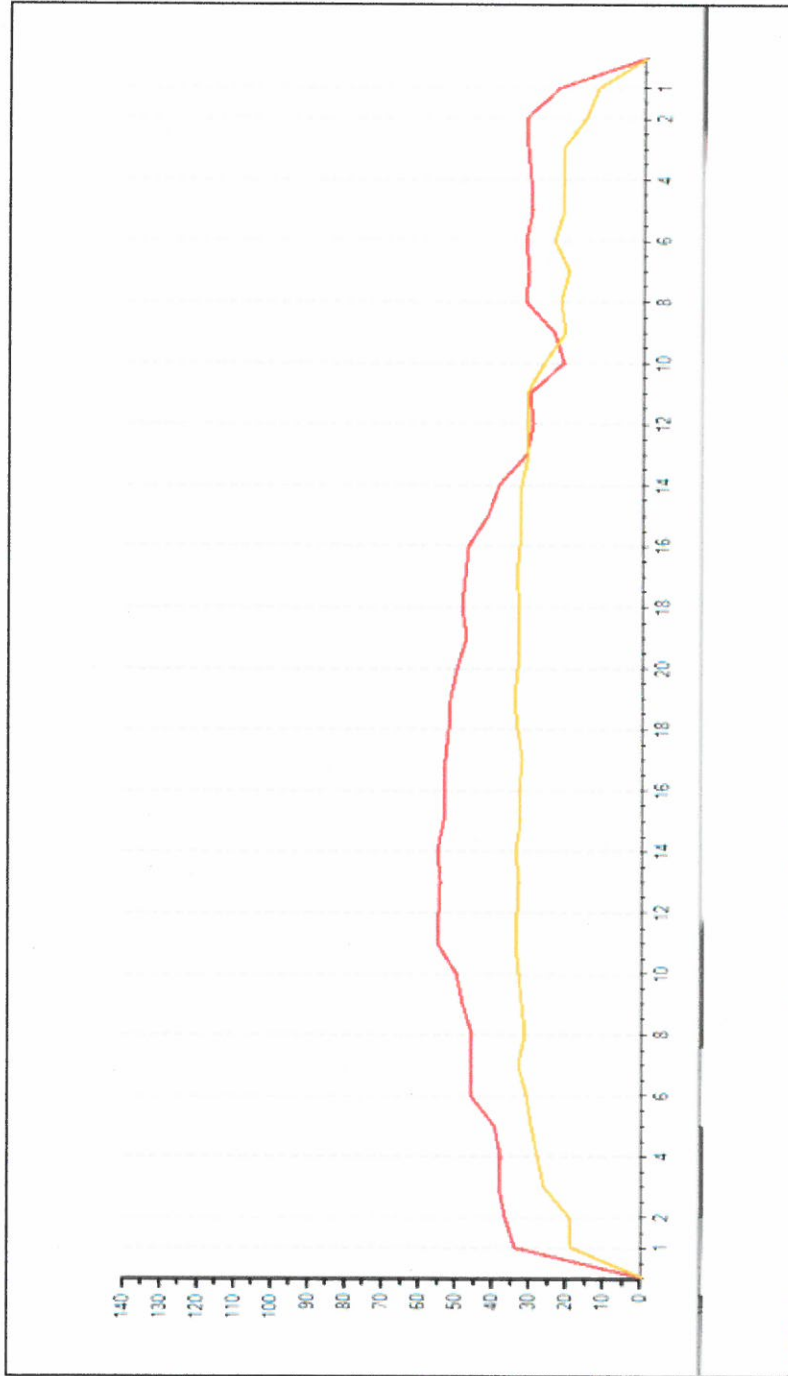
Report Date 4/22/2014



Lane Tape Data

CenterName LaneNumber TapeDate Distance LaneUsage Memo

RSCC	38	4/18/2014	22	0	4-17-14 M1 ITC Mens After
RSCC	38	4/18/2014	34	0	4-17-14 M1 ITC Mens After



	22 ft.	34 ft.	3	4	5	6	7	8
L1	33.4	18.7						
L2	36.6	19.1						
L3	38	25.8						
L4	37.7	27.6						
L5	39.5	29.5						
L6	45.3	30.6						
L7	45.5	32.9						
L8	45.5	31.1						
L9	48.1	31.9						
L10	50	33.1						
L11	55	33.7						
L12	54.4	33.6						
L13	54.1	33.1						
L14	54.9	33.9						
L15	53.3	32.4						
L16	53	33.1						
L17	52.8	32.3						
L18	52.2	33.4						
L19	51.7	34.4						
C20	49.9	33.3						
R19	47.4	32.8						
R18	48.7	32.8						
R17	47.6	33.8						
R16	46.8	33.1						
R15	41.5	32.7						
R14	38.4	32.7						
R13	31.2	31						
R12	29.4	30.9						
R11	30.4	31.2						
R10	21.4	28.3						
R9	24	20.6						
R8	31.7	22						
R7	31	20						
R6	31.5	24						
R5	30	21.2						
R4	30.4	21.2						
R3	31	21.7						

Men's Team After MP Thursday

Men's Team
Before
TV



USBC Sport Bowling Calculations

Center; RSCC Country
 Lane 38 Tournament
 Pattern Name Date
 Pattern Distance

Board	22	34
L2	46.8	24.4
L3	46.3	33.8
L4	46.5	36.1
L5	47.9	42.3
L6	56.2	42.9
L7	58.6	42.2
L8	57.6	42.1
L9	60.5	43.5
L10	62.1	41.2
L11	69.2	42.0
L12	72.6	42.6
L13	66.2	42.7
L14	64.3	43.8
L15	68.7	40.9
L16	68.0	43.0
L17	65.8	44.5
L18	63.9	42.0
L19	63.0	43.7
C20	62.0	43.8
R19	59.9	41.0
R18	61.8	42.6
R17	60.0	43.0
R16	59.2	43.2
R15	58.2	42.9
R14	58.5	42.6
R13	56.8	40.5
R12	59.4	42.9
R11	58.2	41.9
R10	54.0	42.3
R9	52.2	42.0
R8	49.1	41.0
R7	47.0	44.0
R6	44.7	40.7
R5	44.8	41.9
R4	43.0	30.8
R3	43.5	29.2
R2	38.2	17.7

3:1 Ratio USBC Sport Bowling Pattern Calculations		
At 22 Feet (Two Tapes)		
Right =	44.6	R ratio = 1.3
Left =	51.1	L ratio = 1.2
Center =	62.1	
At 2 Feet Before End of Pattern		
Right =	37.3	R ratio = 1.1
Left =	39.5	L ratio = 1.0
Center =	42.6	
Minimum and Maximum Units		
	22 Feet	2 Feet <
Rmax	60.0	43.2
Rmin	49.1	40.5
Lmax	72.6	44.5
Lmin	57.6	40.9
Minimum and Maximum Transitions		
	22 Feet	2 Feet <
Right	31.2	26.1
Left	35.8	27.6
Center	80.7	55.4
Compliances		
	22 Feet	2 Feet <
Ratio-Right	YES	YES
Ratio-Left	YES	YES
Rmin	YES	YES
Rmax	YES	YES
Lmin	YES	YES
Lmax	YES	YES
10 < R > 80	YES	n/a
10 < L > 80	YES	n/a
>10 & 3 Units	38.2	17.7
		YES

- Are both the Right and Left Ratios for all required tape distances in compliance of the Sport Bowling pattern requirements? **YES**
- Are both the Right and Left Maximums for all required tape distances in compliance of the Sport Bowling pattern requirements? **YES**
- Are both the Right and Left Minimums for all required tape distances in compliance of the Sport Bowling pattern requirements? **YES**

This Sport Bowling pattern IS COMPLIANT

